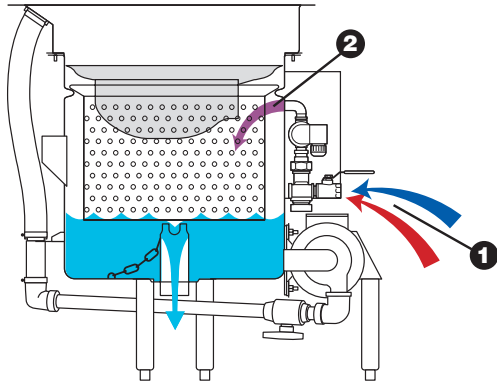
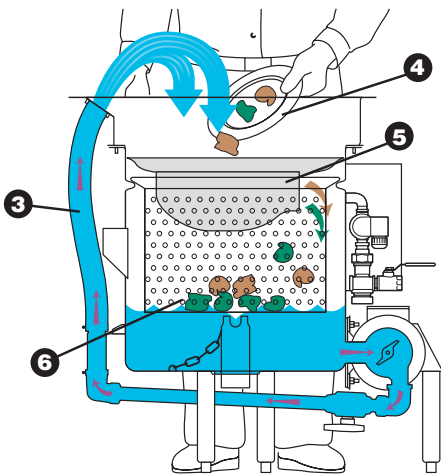


Scrap Collector™

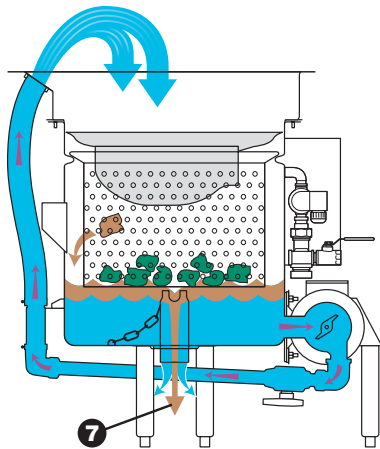
Model S914 HOW IT WORKS



- 1 Hot and cold water pass through a water blender set at 107° F.
- 2 The blended water enters the tank reservoir at the rate of 2 gallons per minute.



- 3 The Collector pump recirculates water through the gusher tube.
- 4 As dishes are passed through the water plume, they are scrapped and pre-rinsed at the same time.
- 5 Food waste is carried through the basin and into the scrap basket.
- 6 Soluble food waste washes through the holes in the scrap basket into the tank reservoir. Insoluble and fibrous waste is retained in the scrap basket.

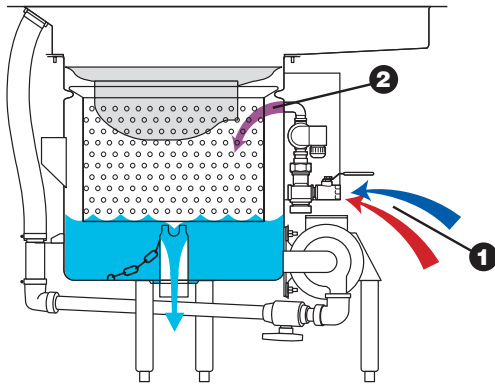


- 7 Excess waste water flows into the drain.

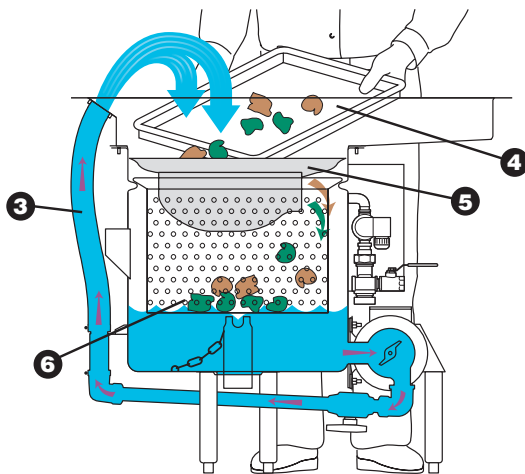
(See other side for the Pot/Pan Scrap Collector)

Pot/Pan Scrap Collector™

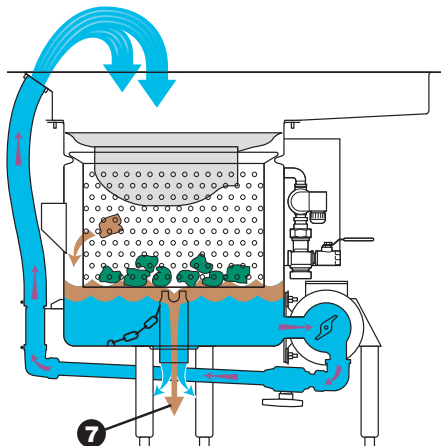
Model P914 HOW IT WORKS



- 1 Hot and cold water pass through a water blender set at 107° F.
- 2 The blended water enters the tank reservoir at the rate of 2 gallons per minute.



- 3 The Collector pump recirculates water through the gusher tube.
- 4 As dishes are passed through the water plume, they are scrapped and pre-rinsed at the same time.
- 5 Food waste is carried through the basin and into the scrap basket.
- 6 Soluble food waste washes through the holes in the scrap basket into the tank reservoir. Insoluble and fibrous waste is retained in the scrap basket.



- 7 Excess waste water flows into the drain.

(See other side for the Scrap Collector)

SALVAJOR® Manufacturers of Commercial Food Waste Solutions - Since 1944

4530 East 75th Terrace Kansas City, MO 64132-2081, USA
816.363.1030 | Toll Free: 1.800.725.8256 | Service: 1.888.725.8256 | Fax: 1.800.832.9373
sales@salvajor.com | service@salvajor.com | www.salvajor.com

Printed in USA
HOW-S-P914 (04-18)